

SINGLE HUNG WINDOWS

30 PSF GROUND SNOW LOAD  
 WIND ZONE II FASTENING PACKAGE  
 SIDEWALL HEIGHT: 8'-0" FLAT  
 ROOF PITCH 4.3/12 @ 16" O.C.

ROOM	BASE (ft)	OH (ft)
KITCHEN	22	29
ISLAND	—	—
MAIN BATH	2	2
MAST BATH	5	2
UTIL	—	5

GARAGE  
 ON-SITE  
 BY OTHERS

CO#: 2365517  
 SN:



PROFESSIONAL ENGINEER SEAL

DATE	DESCRIPTION	BY
06/27/17	CONFIRM	BRUCE

BUILDER: R/J HOMES  
 CUSTOMER: SITE 47 SPEC  
 FLYMOUTH, MA  
 RC ACT, MGR: SHAUN DERCK  
 MODEL: LXEDW 2774  
 TITLE: 1ST FLOOR PLAN  
 SCALE: 3/16" = 1'-0"  
 SHEET: FP1

K:\2017\2365517\DWG\_Plot\_Dwg\_6/27/2017 4:14 PM by Bruce Roy

CO#: 2365517  
 SN:



CONTRACTOR MUST VERIFY ALL WORK AND THE SUBJECT MATTER FOR ACCURACY AND COMPLIANCE WITH ALL APPLICABLE CODES AND REGULATIONS. RITZ-CRAFT CORPORATION IS NOT RESPONSIBLE FOR ANY ERRORS OR OMISSIONS. PERMISSION OF RITZ-CRAFT CORPORATION

PROFESSIONAL ENGINEER SEAL

DATE	DESCRIPTION	BY
06/27/17	CONFIRM	BRUCE

BUILDER: R/JF HOMES

CUSTOMER: SITE 47 SPEC  
 FLYMOUTH, MA

RC ACT. MGR: SHAUN DERCK

MODEL: LXEDW 2774

TITLE:  
**1ST FLOOR  
 ELECTRICAL PLAN**

SCALE: 3/16" = 1'-0"

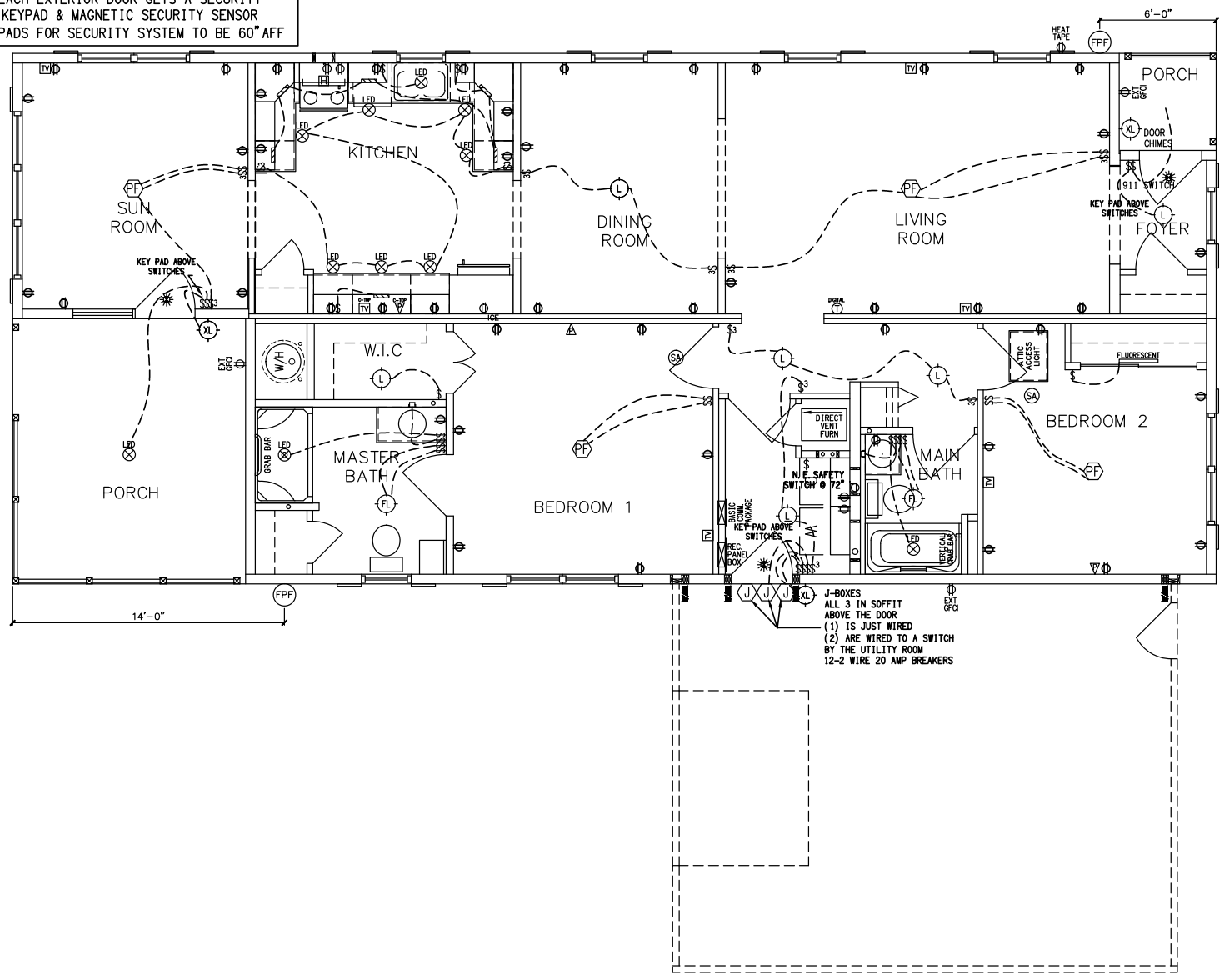
SHEET:

**E1**

Ⓚ = SECURITY KEYPAD  
 \* = SECURITY SENSOR

EACH EXTERIOR DOOR GETS A SECURITY KEYPAD & MAGNETIC SECURITY SENSOR  
 KEYPADS FOR SECURITY SYSTEM TO BE 60" AFF

NOTES:  
 1-HOMERUN ALL SECURITY SYSTEM WIRES TO COMM BOX  
 2-INSTALL 2" CONDUIT FROM P-BOX INTO CEILING & THUR FLOOR



J-BOXES  
 ALL 3 IN SOFFIT  
 ABOVE THE DOOR  
 (1) IS JUST WIRED  
 (2) ARE WIRED TO A SWITCH  
 BY THE UTILITY ROOM  
 12-2 WIRE 20 AMP BREAKERS

K:\2017\2365517\DWG\_Plot\_Dwg\_6/27/2017 4:14 PM by Bruce Roy



CO#: 2365517  
SN:



COPYRIGHT 2017, RITZ-CRAFT CORPORATION AND THE SUBJECT MATTER HEREIN IS THE PROPERTY OF RITZ-CRAFT CORPORATION. ALL RIGHTS RESERVED. PERMISSION IS GRANTED BY RITZ-CRAFT CORPORATION FOR REPRODUCTION OF THIS DOCUMENT FOR PERSONAL USE ONLY. ALL OTHER RIGHTS RESERVED.

PROFESSIONAL ENGINEER SEAL

DATE	DESCRIPTION	BY
06/27/17	CONFIRM	BRUCE

DATE	DESCRIPTION	BY

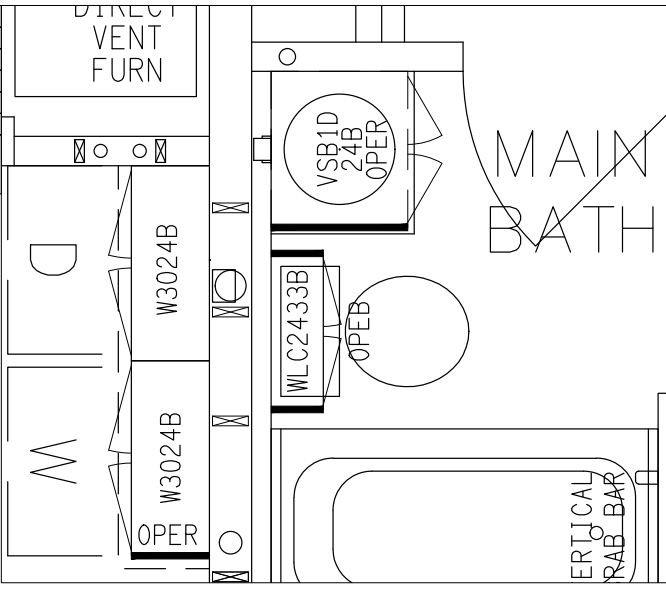
**BUILDER:** R/JF HOMES  
**CUSTOMER:** SITE 47 SPEC FLYMOUTH, MA  
**RC ACT, MGR:** SHAUN DERCK  
**MODEL:** LXEDW 2774

**TITLE:** CABINETS

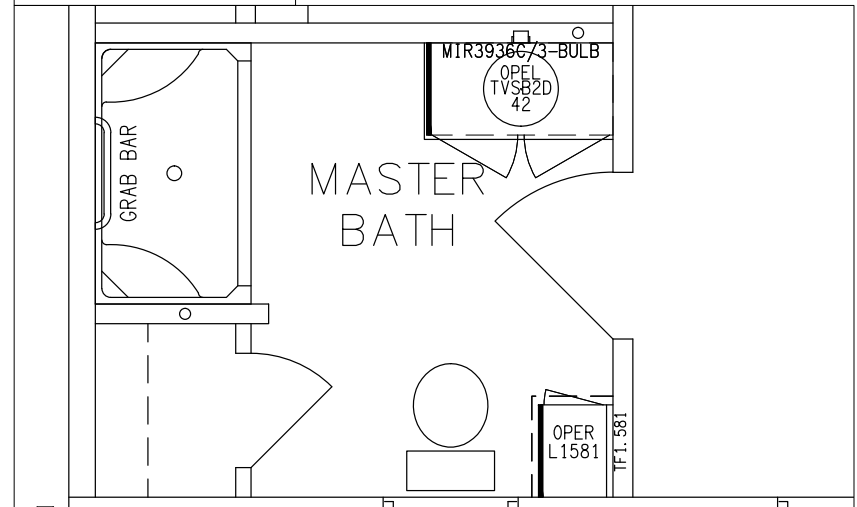
**SCALE:** NTS

**SHEET:** CAB

ORDER #	
SPECIES	
DOOR PROFILE	
COLOR	
DOOR HARDWARE	
DRAWER HARDWARE	
SPECIAL NOTES:	



ORDER #	
SPECIES	
DOOR PROFILE	
COLOR	
DOOR HARDWARE	
DRAWER HARDWARE	
SPECIAL NOTES:	



ORDER #	
SPECIES	
DOOR PROFILE	
COLOR	
DOOR HARDWARE	
DRAWER HARDWARE	
SPECIAL NOTES:	

10753

10753

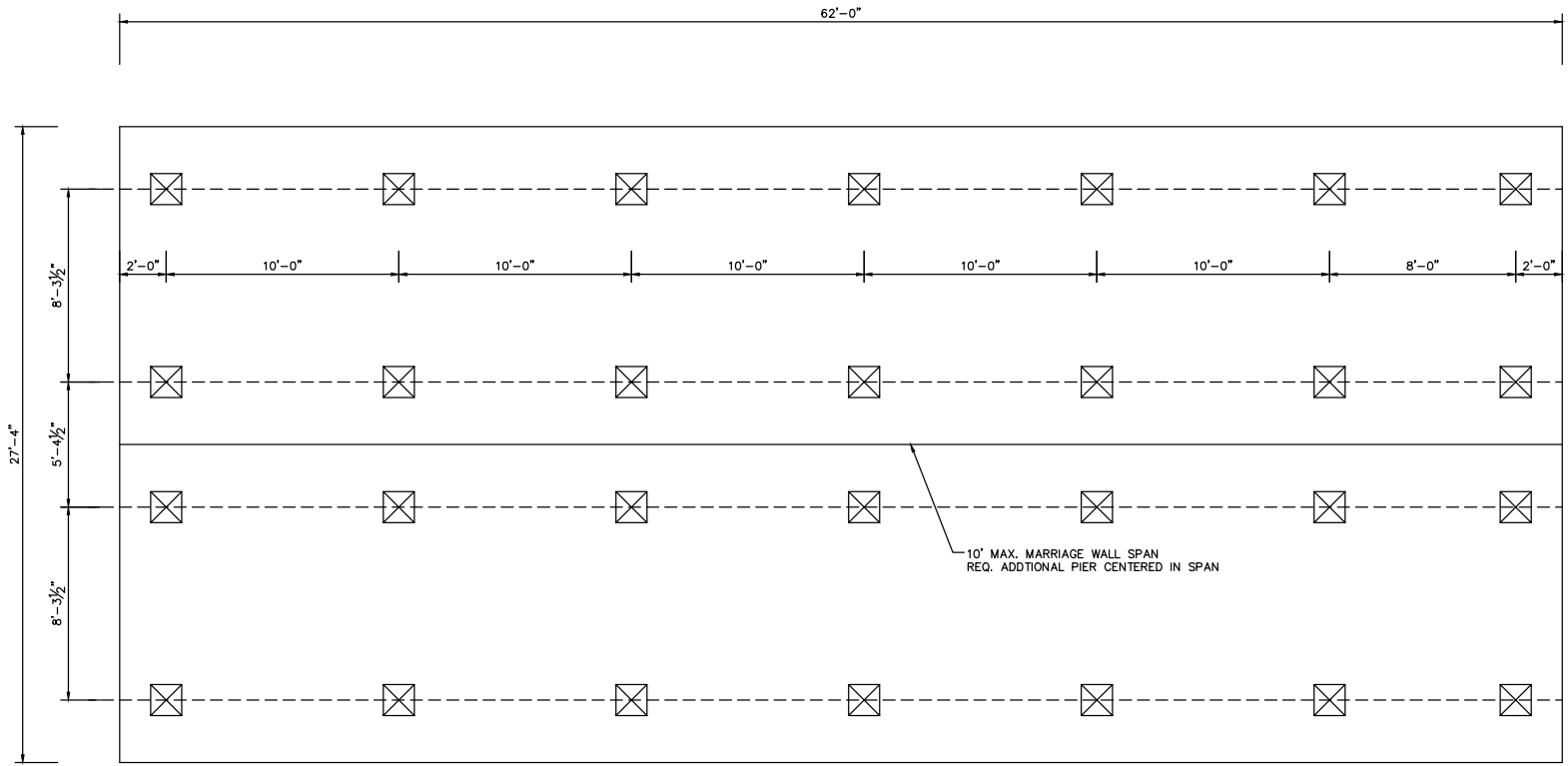
CABINET ORDER : 06/07/2016  
CABINET REVIEW : 06/06/2016



K:\2017\2365517\2365517.DWG, Plot Date: 6/27/2017 4:14 PM by: Bruce Roy

CO#: 2365517  
 SN:



COPYRIGHT 2007 BY RITZ-CRAFT AND THE SUBJECT MATTER IS UNREGISTERED TRADEMARK AND/OR SERVICE MARK OF RITZ-CRAFT CORPORATION. ALL RIGHTS RESERVED. NO PERMISSION PERMITTED BY RITZ-CRAFT CORPORATION.



-  - DENOTES STANDARD PIER LOCATION
-  - DENOTES ADDITIONAL PIER REQ'D.

BLOCKING POINTS PLAN

- 1) RITZ-CRAFT CORP ASSUMES NO RESPONSIBILITY FOR ACTUAL FOUNDATION DESIGN AND CONSTRUCTION.
- 2) ADDITIONAL BLOCKING IS RECOMMENDED AT EACH SIDE OF EXTERIOR DOORS AND IS REQUIRED AT EACH SIDE OF SIDEWALL OPENINGS GREATER THAN 4'-0" IN WIDTH. (I.E. SLIDING GLASS DOORS, PICTURE WINDOWS, ETC.)
- 3) IT WILL BE THE RESPONSIBILITY OF THE SITE CONTRACTOR TO VERIFY THE PROPER LOCATION OF COLUMN SUPPORT BLOCKING.
- 4) PIERS IN AXLE AREA MAY CAUSE REMOVAL OF SPRING HANGERS ON I-BEAMS.
- 5) THE SITE CONTRACTOR IS TO VERIFY THE PROPER MATING LINE GROWTH DIMENSIONS BASED UPON ACTUAL SITE CONDITIONS AND REQUIREMENTS.
- 6) ALLOW 1/2" AT MATING LINE FOR MATE UP GROWTH.
- 7) ALL DWV, PLUMBING, ELECTRICAL, ETC. DIMENSIONS ON PRINT MAY BE + OR - 12".

PROFESSIONAL ENGINEER

DATE	DESCRIPTION	BY
06/27/17	CONFIRM	BRUCE

BUILDER: R/JF HOMES

CUSTOMER: SITE 47 SPEC FLYMOUTH, MA

RC ACT, MGR: SHAUN DERCK

MODEL: LXEDW 2774

TITLE: FOUNDATION DESIGN CRITERIA

SCALE: 3/16" = 1'-0"

SHEET: FD